



24

HOURS

by  
CREMASCO

INDEX



02 €

Diamante



06 €

Euclide



10 €

Gireca



12 €

Bell



16 €

Pivot



20 €

Sampler



22 €

Umbrella



26 €

Notte



28 €

Reflex




32 €

Mary




34 €

Punto



36 €

Ultraflat



38 €

Slim



44 €

Twist



50 €

Caskata



52 €

Bean



54 €

PuraLuce

# 24 HOURS

**Siamo orgogliosi di presentare la nostra nuova collezione di lampade.**

**Creмасco** gode di grande reputazione in tutto il mondo come fabbricante leader di prodotti innovativi, sia nel tipico classico (Rilegato) come pure nel design contemporaneo. Fondata nel 1972, l'Azienda ha prodotto più di tremila modelli in varie finiture. La **Creмасco** è estremamente dinamica e flessibile, in grado di offrire ogni modello strettamente conforme agli standard elettrici europei. La presente collezione, un misto di minimalismo e di design innovativo, segna un altro passo di un'Azienda che sempre guarda al futuro.

***We are very proud to introduce our new lighting collection.***

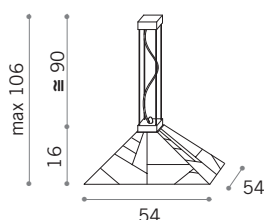
**Creмасco** is highly respected throughout the world as a top Manufacturer of innovative lighting both in the typically classic and also contemporary design. Established in 1972, the Company has produced three thousand models available in various finishes. As **Creмасco** is extremely dynamic and flexible it can offer any design meeting the strict conformation of the European electrical standards. The present collection which is a mixture of "minimal" and innovative design marks another step forward for the Company and is always looking to the future.

02



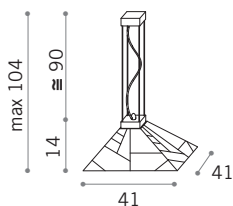
Dalla prestigiosa collezione "Rilegato", un nuovo modello, presentato con freschezza e realizzato con l'abituale accuratezza della Cremasco. Montatura cromata con particolari in nickel spazzolato. Struttura del diffusore in cromo.

*Following the prestigious "Rilegato" collection, a new model, fresh and handmade carefully by Cremasco, as usual. Chromed frame with brushed nickel details. Diffuser frame in chrome.*



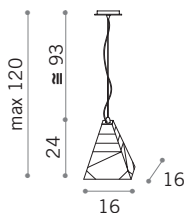
## 3055/1

1x100W  
E27 230/240 V



## 3054/1

1x100W  
E27 230/240 V



## 3050/1

1x60W o/or  
1x75W  
E14 230/240 V

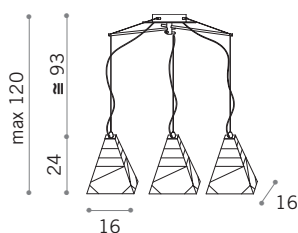


04



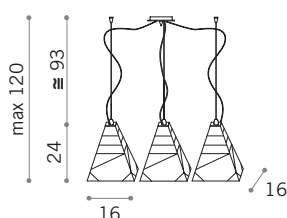
Dalla prestigiosa collezione "Rilegato", un nuovo modello, presentato con freschezza e realizzato con l'abituale accuratezza della Cremasco. Montatura cromata con particolari in nickel spazzolato. Struttura del diffusore in cromo.

*Following the prestigious "Rilegato" collection, a new model, fresh and handmade carefully by Cremasco, as usual. Chromed frame with brushed nickel details. Diffuser frame in chrome.*



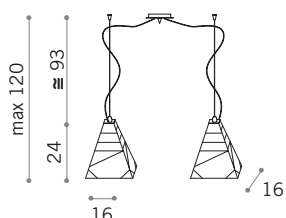
## 3053/3

- 3x60W o/or
- 3x75W
- E14 230/240 V
- 



## 3052/3

- 3x60W o/or
- 3x75W
- E14 230/240 V
- 



## 3051/2

- 2x60W o/or
- 2x75W
- E14 230/240 V
-

06





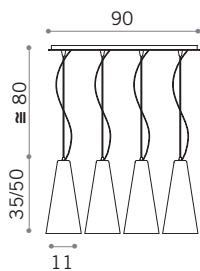
# 07

# Evclide

DESIGN STUDIO TECNICO CREMASCO

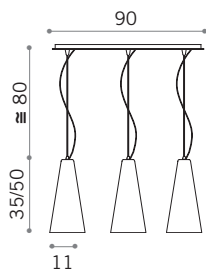
Diffusore in vetro disponibile in cristallo trasparente, arancio, celeste o decorato con fili oro-argento. Montatura cromata con particolari in nickel spazzolato.

*Glass diffuser in transparent cristal, orange, sky blue or with gold-silver decoration. Frame in chrome with brushed nickel details.*



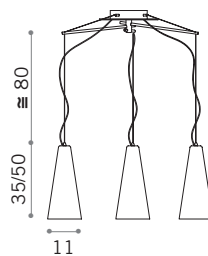
**2907/4/35**  
**2907/4/50**

4x60W o/or  
4x100W max  
E14 230/240 V  
⊕ ⚡ CE



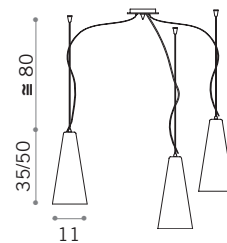
**2906/3/35**  
**2906/3/50**

3x60W o/or  
3x100W max  
E14 230/240 V  
⊕ ⚡ CE



**2904/3/35**  
**2904/3/50**

3x60W o/or  
3x100W max  
E14 230/240 V  
⊕ ⚡ CE

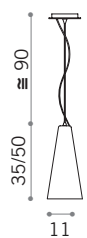


**2903/3/35**  
**2903/3/50**

3x60W o/or  
3x100W max  
E14 230/240 V  
⊕ ⚡ CE

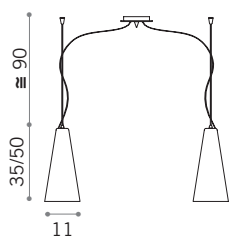
Diffusore in vetro disponibile in cristallo trasparente, arancio, celeste o decorato con fili oro-argento. Montatura cromata con particolari in nickel spazzolato.

*Glass diffuser in transparent cristal, orange, sky blue or with gold-silver decoration. Frame in chrome with brushed nickel details.*



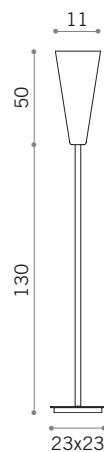
**2901/1/35**  
**2901/1/50**

1x60W o/or  
1x100W max  
E14 230/240 V  
⊕ ⚡ CE



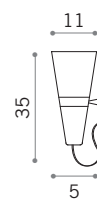
**2902/2/35**  
**2902/2/50**

2x60W o/or  
2x100W max  
E14 230/240 V  
⊕ ⚡ CE



**2905/1**

1x100W max  
E14 230/240 V  
con/with dimmer  
⊕ ⚡ CE





**2900/1**

1x60W o/or  
1x75W  
E14 230/240 V  
⊕ ⚡ CE

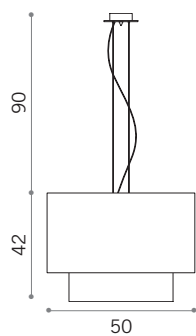


10



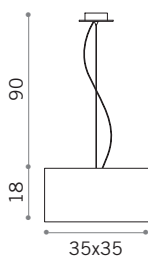
Diffusore in poliestere, perla, rosso o grigio. Montatura laccata color nickel con particolari in nickel spazzolato.

*Diffuser in polyester pearl, red or grey color. Frame in nickel color lacquered with brushed nickel details.*



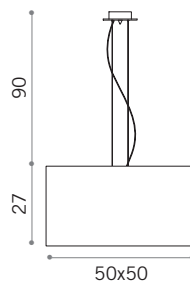
**3009/5**

4x1x75W  
E27 230/240 V  
CE ES



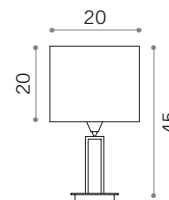
**3007/1**

1x75W  
E27 230/240 V  
CE ES



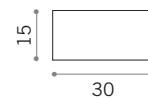
**3008/4**

4x75W  
E27 230/240 V  
CE ES



**3005/1**

1x75W  
E27 230/240 V  
CE ES



**3006/1**

1x75W  
E27 230/240 V  
CE ES

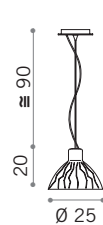
# 12

# Bell

DESIGN STUDIO TECNICO CREMASCO

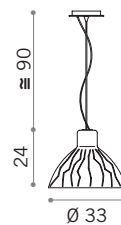
Sospensione singola o in gruppo. Montatura cromo con particolari in nickel spazzolato. Vetro in due misure, disponibile in rosso, nero o argento goffrato.

*Pendant individual or cluster. Chromed frame with brushed nickel details. 2-size glass available in red, black or embossed silver.*



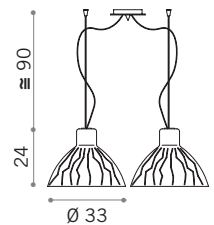
**2920/1**

1x75W  
E27 230/240 V



**2923/1**

1x100W  
E27 230/240 V



**2924/2**

2x100W  
E27 230/240 V





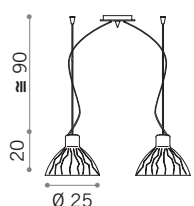
14





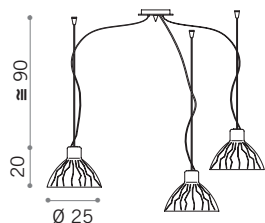
Sospensione singola o in gruppo. Montatura cromo con particolari in nickel spazzolato. Vetro in due misure, disponibile in rosso, nero o argento gofrato.

*Pendant individual or cluster. Chromed frame with brushed nickel details. 2-size glass available in red, black or embossed silver.*



 **2921/2**

 2x75W  
E27 230/240 V  

 **2922/3**

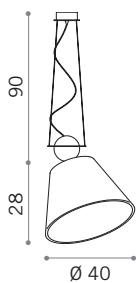
 3x75W  
E27 230/240 V  





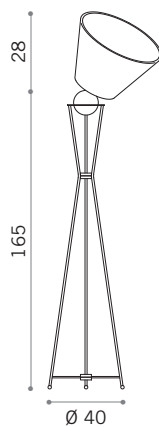

La sfera, in vetro soffiato, consente l'orientazione del paralume in poliestere, disponibile nei colori perla, rosso o grigio. Montatura in metallo cromato.

*The sphere, in blown glass, allows the orientation of the shade in polyester, available in pearl, red or grey colors. Chromed metal frame.*



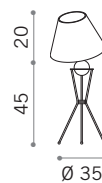
 **2933/1**

1x100W  
opalina/frosted  
E27 230/240 V  
   



 **2932/1**

1x100W  
opalina/frosted  
E27 230/240 V  
   



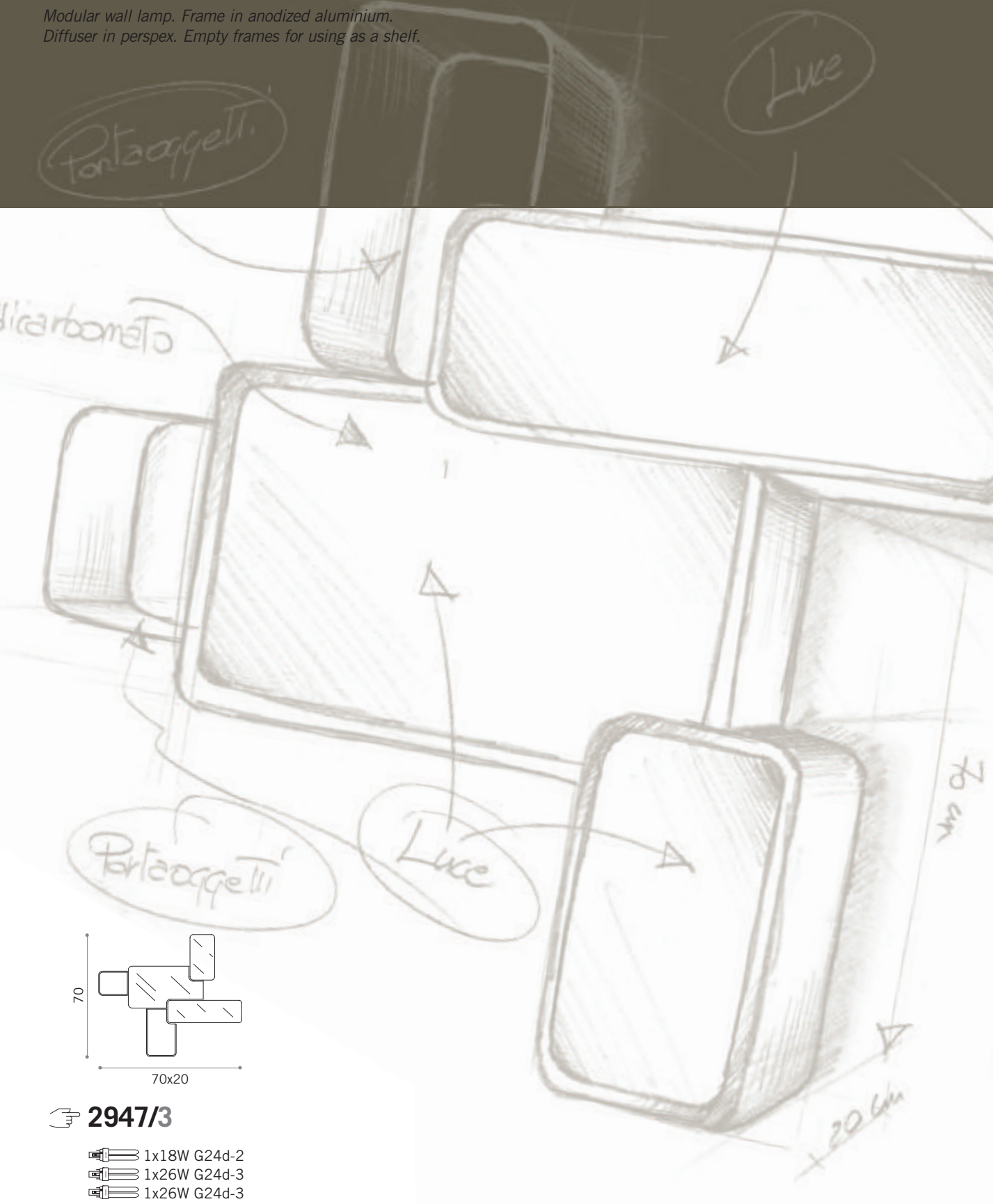
 **2931/1**

1x75W  
opalina/frosted  
E27 230/240 V  
   



Applique modulare. Corpo in alluminio anodizzato, diffusore in policarbonato. Le parti vuote possono essere usate come vani portaoggetti.

Modular wall lamp. Frame in anodized aluminium. Diffuser in perspex. Empty frames for using as a shelf.



**2947/3**


1x18W G24d-2

1x26W G24d-3

1x26W G24d-3

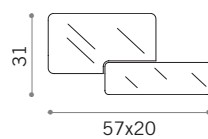
⊕ ⚡ CE








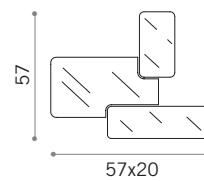
Applique modulare.  
Corpo in alluminio anodizzato,  
diffusore in policarbonato.

*Modular wall lamp. Frame  
in anodized aluminium.  
Diffuser in perspex.*







 **2945/2**


 1x26W G24d-3  
 1x26W G24d-3  




 **2946/3**

 1x18W G24d-2  
 1x26W G24d-3  
 1x26W G24d-3  






Lampada da terra e da tavolo, con asticelle mobili, si apre e si chiude come un ombrello. Struttura in nickel spazzolato, doghe in alluminio anodizzato nei colori argento, rosso o blu. Su richiesta la possibilità di un mix di colori.

*Floor or table lamp, with movable strips. To open and close like an umbrella. Frame in brushed nickel, strips in anodized aluminium silver, red or blue colors. On request, it can be provided with a mixture of colors.*

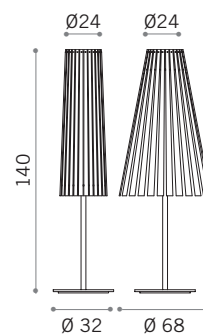
APERTO OPEN

CHIUSO CLOSED



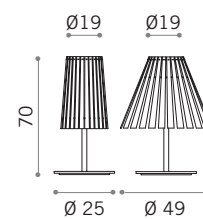


ALLUMINIO ANODIZZATO  
ANODIZED ALUMINIUM:



**2950/3**

3x100W  
E27 230/240 V



**2951/3**

3x75W  
E27 230/240 V





 Umbrella

DESIGN FIVEEYES STUDIO

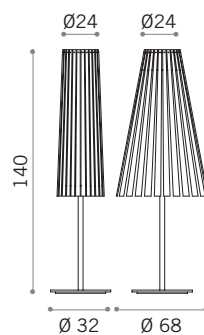



Lampada da terra e da tavolo, con asticelle mobili, si apre e si chiude come un ombrello. Struttura in nickel spazzolato, doghe in metacrilato lucido nei colori bianco-latte, blu o arancio. Su richiesta la possibilità di un mix di colori.

*Floor or table lamp, with movable strips. To open and close like an umbrella. Frame in brushed nickel, strips in shiny metacrylate in opaque, blue or orange. On request, it can be provided with a mixture of colors.*

 CHIUSO CLOSED

METACRILATO LUCIDO  
SHINY METACRYLATE:



2950/3

3x100W  
E27 230/240 V  
CE

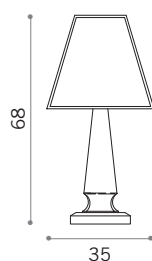


 **Notte**

DESIGN STUDIO TECNICO CREMASCO

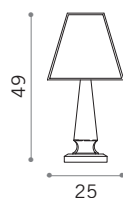
Diffusore in poliestere,  
perla, rosso o grigio.  
Montatura in cristallo molato.

*Diffuser in polyester,  
pearl, red or grey color.  
Bevelled cristal frame.*



 **3003/1**

 1x100W o/or  
 1x100W  
E27 230/240 V  
  



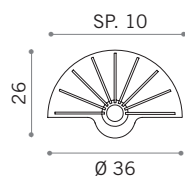
 **3002/1**

 1x75W  
E27 230/240 V  
  



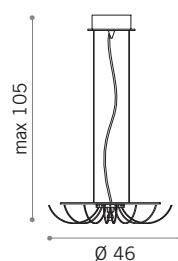
Montatura cromata con particolari in nickel spazzolato. Specchio riflettente temperato. Tondini in policarbonato lucido.

*Chrome frame with brushed nickel details.  
Reflecting tempered mirror.  
Arches in polished polycarbonate.*



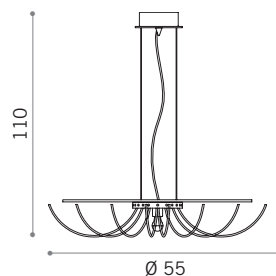
**3100/1**

1x100W  
E14 230/240 V  
⊕ ⚡ CE



**3103/1**

1x100W  
E27 230/240 V  
⊕ ⚡ CE ES

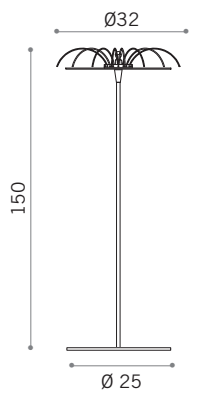


**3104/1**

1x100W  
E27 230/240 V  
⊕ ⚡ CE ES



30



☞ **3105/1**

💡 1x100W  
E27 230/240 V





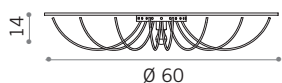
# 31

 Reflex

DESIGN M. CAGNATEL

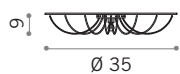
Montatura cromata con particolari in nickel spazzolato. Specchio riflettente temperato. Tondini in policarbonato lucido.

*Chrome frame with brushed nickel details.  
Reflecting tempered mirror.  
Arches in polished polycarbonate.*






 **3102/1**

 1x100W  
E27 230/240 V  
  



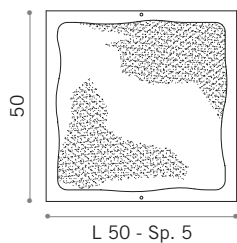
 **3101/1**

 1x100W  
E14 230/240 V  
 



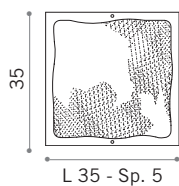
Vetro colato con fili in cristallo.  
Montatura nickel.

*Cast glass with cristal threads.  
Frame in nickel finishing.*



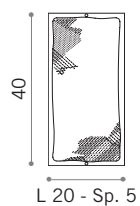
☞ **2572/2**

2x24W  
2G11 230/240 V  
⊕ ⚡ CE



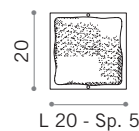
☞ **2571/2**

2x18W  
2G11 230/240 V  
⊕ ⚡ CE



☞ **2573/1**

1x18W  
2G11 230/240 V  
⊕ ⚡ CE



☞ **2570/1**

1x60W  
E14 230/240 V  
⊕ ⚡ CE



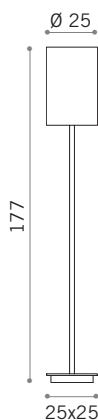
Montatura cromata con base in nickel spazzolato. Diffusore in bianco, arancio oppure azzurro. Finitura satinata.

*Chromed frame with base in brushed nickel. Diffuser in opaque, orange or sky blue. Satin finish.*



**2931/1**

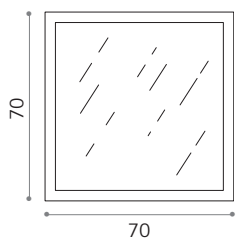
- 1x100W  
E27 230 V o/or
  - 1x13W G24d-1
- 



**2930/1**

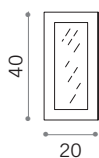
- 1x150W  
E27 230 V  
con/with dimmer
- 





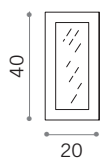
**2562/3**

3x36W  
2G11 230 V  
⊕ ⚡ CE



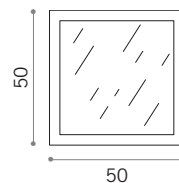
**2554/1**

1x100W  
R7s 118 mm 230 V  
⊕ ⚡ CE



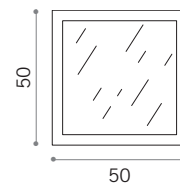
**2563/1**

1x18W  
2G11 230 V  
⊕ ⚡ CE



**2552/1**

1x250W  
R7s 118 mm 230 V  
⊕ ⚡ CE

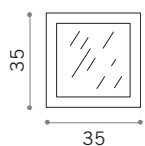


**2561/2**

2x24W  
2G11 230 V  
⊕ ⚡ CE

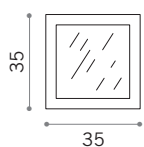
Plafoniere ed applique in vetro satinato temperato. Montatura in nickel spazzolato.

*Ceiling and wall lamps.  
Satin tempered glass.  
Brushed nickel frame.*





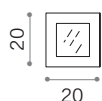
 **2551/1**

 1x150W  
 R7s 118 mm 230 V  






 **2560/2**

 2x18W  
 2G11 230 V  




 **2550/1**

 1x75W  
 R7s 78 mm 230 V  








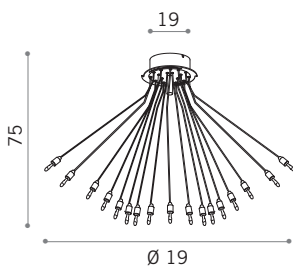
# 39

# Slim

DESIGN STUDIO TECNICO CREMASCO

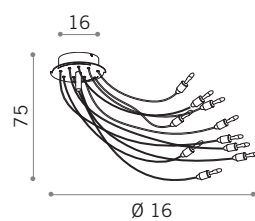
Montatura in rame cromato con particolari in nickel satinato, oppure brunito, tale da consentire una composizione a piacimento.

*Copper chromed frame with satin nickel details, or burnished, allowing any compositions.*



 **2855/20**

 20x10W  
G4 230/240 V  
Electr. transf.  
  



 **2854/16**

 16x10W  
G4 230/240 V  
Electr. transf.  
  

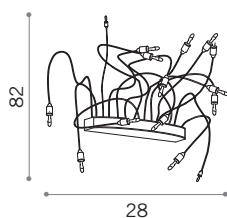
# 40

# Slim

DESIGN STUDIO TECNICO CREMASCO

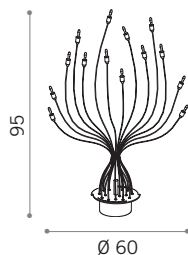
Montatura in rame cromato con particolari in nickel satinato, oppure brunito, tale da consentire una composizione a piacimento.

*Copper chromed frame with satin nickel details, or burnished, allowing any compositions.*



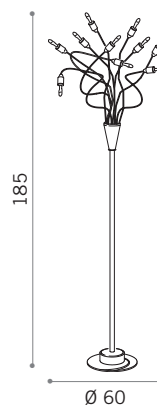
**2853/15**

15x10W  
G4 230/240 V  
Electr. transf.  
CE



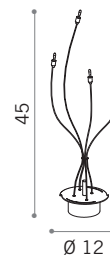
**2851/20**

20x10W  
G4 230/240 V  
Electr. transf.  
CE



**2857/18**

18x10W  
G4 230/240 V  
Electr. transf. + dimmer  
CE



**2850/6**

6x10W  
G4 230/240 V  
Electr. transf.  
CE



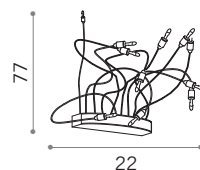
# 42

# Slim

DESIGN STUDIO TECNICO CREMASCO

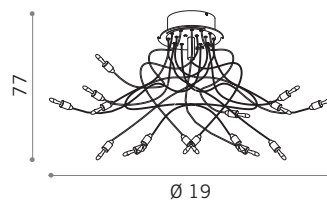
Montatura in rame cromato con particolari in nickel satinato, oppure brunito, tale da consentire una composizione a piacimento.

*Copper chromed frame with satin nickel details, or burnished, allowing any compositions.*



 **2852/10**

 10x10W  
G4 230/240 V  
Electr. transf.  

 **2856/28**

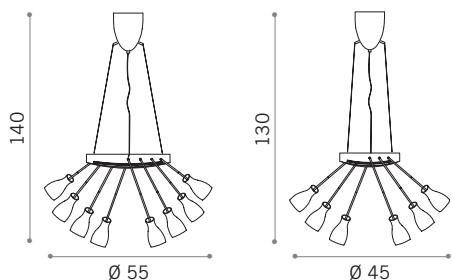
 28x10W  
G4 230/240 V  
Mechan. transf.  






Collezione di lampade con diffusori in vetro soffiato disponibile in vari colori e finitura. Montatura in rame cromato con particolari in nickel satinato, tale da ottenere composizioni a piacimento.

*Collection of lamps with blown glass diffusers available in various colors and finish. Chromed copper frame with details in satin nickel allowing any compositions.*



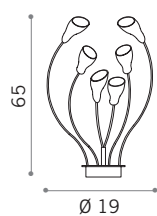
**2807/4+4** **2806/3+3**

8x25W  
G9 230 V  
⊕ ⚡ CE

6x25W  
G9 230 V  
⊕ ⚡ CE

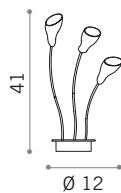
Collezione di lampade con diffusori in vetro soffiato disponibile in vari colori e finitura. Montatura in rame cromato con particolari in nickel satinato, tale da ottenere composizioni a piacimento.

Collection of lamps with blown glass diffusers available in various colors and finish. Chromed copper frame with details in satin nickel allowing any compositions.



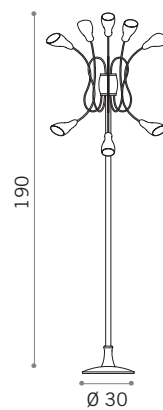
**2801/6**

6x25W  
G9 230 V  
CE



**2800/3**

3x25W  
G9 230 V  
CE



**2808/6+3**

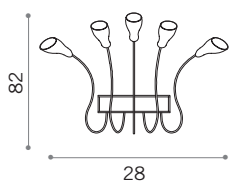
9x25W  
G9 230 V  
con/with dimmer  
CE





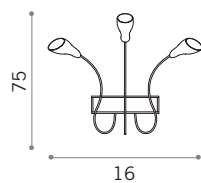
Collezione di lampade con diffusori in vetro soffiato disponibile in vari colori e finitura. Montatura in rame cromato con particolari in nickel satinato, tale da ottenere composizioni a piacimento.

*Collection of lamps with blown glass diffusers available in various colors and finish. Chromed copper frame with details in satin nickel allowing any compositions.*



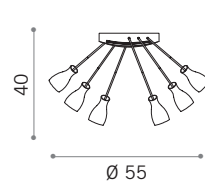
**2803/5**

5x25W  
G9 230 V  
CE



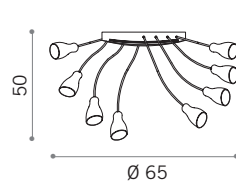
**2802/3**

3x25W  
G9 230 V  
CE



**2804/3+3**

6x25W  
G9 230 V  
CE



**2805/4+4**

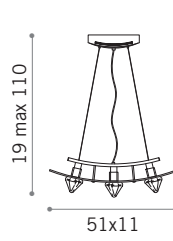
8x25W  
G9 230 V  
CE



# 52

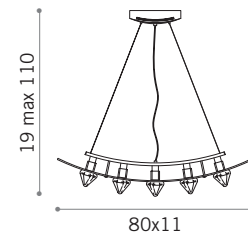
Vetro curvato lucido.  
Montatura in nickel satinato.

*Curved glossy glass.  
Satin nickel frame.*



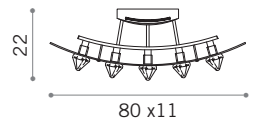
**2505/3**

3x75W  
G9 230 V  
⊕ ⚡ CE



**2506/5**

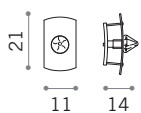
5x75W  
G9 230 V  
⊕ ⚡ CE



**2504/5**

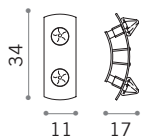
5x75W  
G9 230 V  
⊕ ⚡ CE





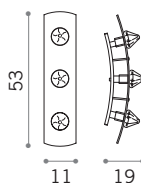
**2507/1**

1x75W  
G9 230 V



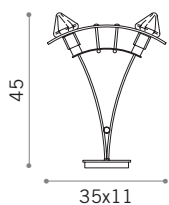
**2502/2**

2x75W  
G9 230 V



**2503/3**

3x75W  
G9 230 V



**2501/1**

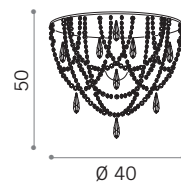
2x75W  
G9 230 V





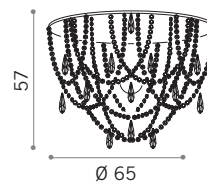
Plafoniera con ottagoni e puntali in cristallo Swarovski. Montatura cromata e specchio temperato.

*Flash with octagonals and tips in Swarovski crystal. Chromed frame with tempered mirror.*



☞ **3150/3**

3x75W max  
G9 230 V  
⊕ ⚡ CE



☞ **3151/3**

3x75W max  
G9 230 V  
⊕ ⚡ CE



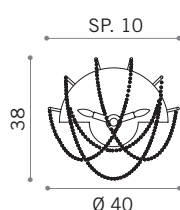
# 56

# PuraLuce

DESIGN STUDIO TECNICO CREMASCO

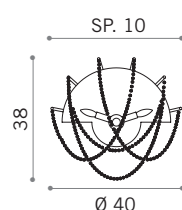
Plafoniera con ottagononi e puntali in cristallo Swarovski. Montatura cromata e specchio temperato.

*Flash with octagonals and tips in Swarovski crystal. Chromed frame with tempered mirror.*



 **3152/2**

 2x75W max  
G9 230 V  
  



 **3153/2**

 2x75W max  
G9 230 V  
  



Nella continua ricerca di miglioramenti tecnici e funzionali, **CREMASCO ILLUMINAZIONE** si riserva il diritto di apportare modifiche anche sostanziali ai propri prodotti, che potranno essere effettuate senza preavviso. Disegni, quote e colori sono da intendersi a titolo puramente indicativo e non sono impegnative per **CREMASCO ILLUMINAZIONE**.

*Due to constant R&D aimed at improving functional and technical features of the products, **CREMASCO ILLUMINAZIONE** reserves the right to modify or alter its products in any way without prior notice. Drawings, measurements and colours are for reference purposes only and as such shall not be deemed binding upon **CREMASCO ILLUMINAZIONE**.*



CREMASCO  
illuminazione

**CREMASCO Illuminazione snc**

Via Ronchi, 86  
35010 LOREGGIA (Pd)  
Tel. +39 049 9301621  
Fax +39 049 9301969  
[www.cremasco.it](http://www.cremasco.it)  
[cremasco@infinito.it](mailto:cremasco@infinito.it)